

Magellan Global Opportunities Fund - Active ETF

TICKER: OPPT | APIR: MGE1055AU | ARSN: 634 789 754

AS AT 30 NOVEMBER 2025

PORTFOLIO TEAM

ALAN PULLEN, PORTFOLIO MANAGER

RYAN JOYCE, CFA, DEPUTY PORTFOLIO MANAGER

INVESTMENT PHILOSOPHY	OBJECTIVE	PORTFOLIO CONSTRUCTION	INVESTMENT RISKS
To invest in outstanding companies at attractive prices, while exercising a deep understanding of the macroeconomic environment to manage investment risk.	To outperform the MSCI World Net Total Return Index (AUD) net of fees over periods of three years or longer.	A portfolio of typically 20-40 investments which we believe can achieve sufficient diversification to ensure the Fund is not overly correlated to a single company, or to industry specific or macroeconomic risks. The Fund aims to invest in companies that have sustainable competitive advantages which translate into returns on capital in excess of their cost of capital for a sustained period of time. Cash and cash equivalents exposure between 0 - 5%.	All investments carry risk, returns are not guaranteed and there is a risk that investors may lose money on any investment they make. The Fund's Product Disclosure Statement (PDS) sets out the significant risks relevant to the Fund. You can view the PDS at www.magellaninvestmentpartners.com

MAGELLAN GLOBAL OPPORTUNITIES FUND – ACTIVE ETF: KEY PORTFOLIO INFORMATION

TICKER	FUND SIZE	BUY/SELL SPREAD ¹	MANAGEMENT FEES ²	INCEPTION DATE
OPPT	AUD \$367.1 million	0.10% / 0.10%	0.75% p.a.	11 October 2019

PERFORMANCE³

	1 Month (%)	3 Months (%)	1 Year (%)	3 Year (% p.a.)	5 Year (% p.a.)	Since Inception (% p.a.)
Magellan Global Opportunities Fund (ASX: OPPT) ⁴	0.3	1.8	4.9	17.9	8.4	8.5
MSCI World NTR Index ⁴	0.1	5.4	16.2	19.9	15.6	14.6
Excess	0.2	-3.6	-11.3	-2.0	-7.2	-6.1

Past performance is not a reliable indicator of future performance.

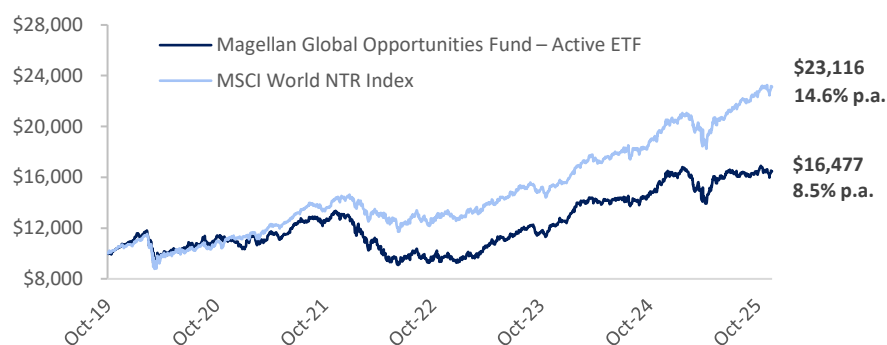
⁴ The Fund transitioned from a closed-ended Listed Investment Trust to an open-ended Active ETF on 31 August 2021, return calculations prior to that date are based on NAV price assuming distributions are reinvested, after ongoing fees and expenses but excluding individual tax, member fees and entry fees (if applicable). With effect from 15 September 2025 the Fund's investment strategy has changed from the Magellan High Conviction Strategy to the Magellan Global Opportunities Strategy.

The performance of the Magellan Global Opportunities Fund No.1 is also presented in the table below to provide a longer-term view of the Fund's current investment strategy.

	1 Month (%)	3 Months (%)	1 Year (%)	3 Year (% p.a.)	Since Inception ⁵ (% p.a.)
Magellan Global Opportunities Fund No.1	0.3	2.3	17.6	23.5	13.7
MSCI World NTR Index ⁴	0.1	5.4	16.2	19.9	12.8
Excess	0.2	-3.1	1.4	3.6	0.9

Past performance is not a reliable indicator of future performance.

PERFORMANCE CHART GROWTH OF AUD \$10,000³



Past performance is not a reliable indicator of future performance.

¹ Only applicable to investors applying for units and withdrawing units directly with the Responsible Entity.

² Transaction costs may also apply – refer to the Product Disclosure Statement. All fees are inclusive of the net effect of GST. Effective 15 September 2025 the management fee was reduced from 1.50% to 0.75% and the performance fee was removed. Until 14 August 2025, the Fund's performance fee was 10% of the excess return of the Fund above the Absolute Return Performance Hurdle of 10% per annum. Additionally, performance fees were subject to a high water mark. From 15 August 2025 to 14 September 2025, the performance fee for the Fund was waived.

³ Calculations are based on exit price assuming distributions are reinvested, after ongoing fees and expenses but excluding individual tax, member fees and entry fees (if applicable).

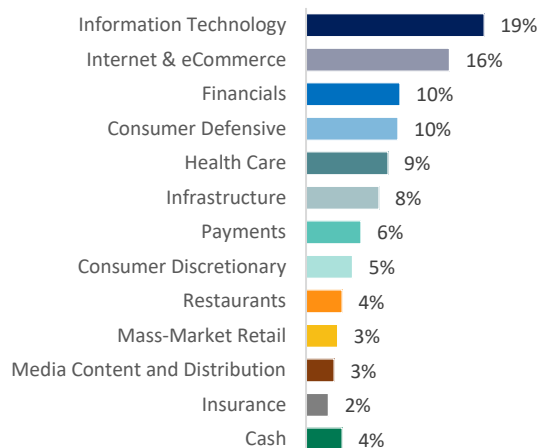
⁴ MSCI World Net Total Return Index (AUD). All MSCI data used is the property of MSCI. No use or distribution without written consent. Data provided "as is" without any warranties. MSCI and its affiliates assume no liability for or in connection with the data. Please see complete disclaimer in www.magellaninvestmentpartners.com/funds/benchmark-information/.

⁵ The inception date of the Magellan Global Opportunities Fund No.1 is 1 January 2022.

TOP 10 HOLDINGS (ALPHABETICAL)

STOCK	SECTOR ⁶
Alphabet	Internet & eCommerce
Amazon.com	Internet & eCommerce
American Tower	Infrastructure
Eversource Energy	Infrastructure
Mastercard	Payments
Meta Platforms	Internet & eCommerce
Microsoft	Information Technology
Nestlé	Consumer Defensive
Taiwan Semiconductor	Information Technology
Yum! Brands	Restaurants

SECTOR EXPOSURE BY SOURCE OF REVENUE⁶

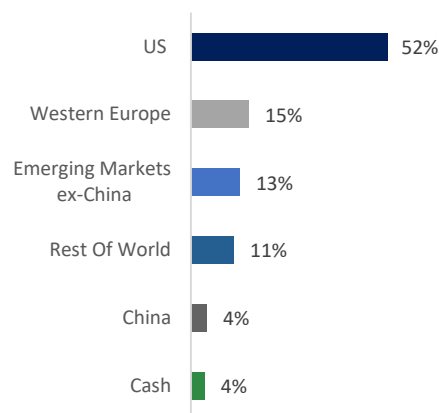


TOP CONTRIBUTORS/DETRACTORS 1 YEAR⁷

TOP 3 CONTRIBUTORS	CONTRIBUTION TO RETURN (%)
Taiwan Semiconductor	2.9
Alphabet	1.5
ASML	1.4

TOP 3 DETRACTORS	CONTRIBUTION TO RETURN (%)
Novo Nordisk	-2.6
Chipotle Mexican Grill	-2.4
Salesforce	-1.5

GEOGRAPHICAL EXPOSURE BY SOURCE OF REVENUE⁶



⁶ Sectors are internally defined. Geographical exposure is calculated on a look through basis based on underlying revenue exposure of individual companies held within the portfolio. Exposures may not sum to 100% due to rounding.

⁷ Shows how much the stock has contributed to the fund's gross return for the period in AUD. Excludes non-disclosed positions established in the latest quarter.

IMPORTANT INFORMATION

Units in the fund referred to herein are issued by Magellan Asset Management Limited ABN 31 120 593 946, AFS Licence No. 304 301 trading as Magellan Investment Partners ('Magellan'). This material is issued by Magellan and has been prepared for general information purposes only and must not be construed as investment advice or as an investment recommendation. This material does not take into account your investment objectives, financial situation or particular needs. This material does not constitute an offer or inducement to engage in an investment activity nor does it form part of any offer documentation, offer or invitation to purchase, sell or subscribe for interests in any type of investment product or service. You should obtain and consider the relevant Product Disclosure Statement ('PDS') and Target Market Determination ('TMD') and consider obtaining professional investment advice tailored to your specific circumstances before making a decision about whether to acquire, or continue to hold, the relevant financial product. A copy of the relevant PDS and TMD relating to the relevant Magellan financial product may be obtained by calling +61 2 9235 4888 or by visiting www.magellaninvestmentpartners.com.

Past performance is not necessarily indicative of future results and no person guarantees the future performance of the fund, the amount or timing of any return from it, that asset allocations will be met, that it will be able to implement its investment strategy or that its investment objectives will be achieved. Statements contained in this material that are not historical facts are based on current expectations, estimates, projections, opinions and beliefs of Magellan or the third party responsible for making those statements (as relevant). Such statements involve known and unknown risks, uncertainties and other factors, and undue reliance should not be placed thereon. This material may contain 'forward-looking statements'. Actual events or results or the actual performance of a Magellan financial product or service may differ materially from those reflected or contemplated in such forward-looking statements. This material may include data, research and other information from third-party sources. No guarantee is made that such information is accurate, complete or timely and no warranty is given regarding results obtained from its use. No representation or warranty is made with respect to the accuracy or completeness of any of the information contained in this material. Magellan will not be responsible or liable for any losses arising from your use or reliance upon any part of the information contained in this material.

Further information regarding any benchmark referred to herein can be found at www.magellaninvestmentpartners.com/funds/benchmark-information. Any third-party trademarks contained herein are used for information purposes only and are the property of their respective owners. Magellan claims no ownership in, nor any affiliation with, such trademarks. This material and the information contained within it may not be reproduced, or disclosed, in whole or in part, without the prior written consent of Magellan.