

Magellan Infrastructure Fund (Currency Hedged) - Active ETF

TICKER: MICH | ARSN: 612 467 580

AS AT 31 MAY 2026

PORTFOLIO MANAGERS

BEN MCVICAR, CFA AND OFER KARLINER, CFA

INVESTMENT PHILOSOPHY	OBJECTIVE	PORTFOLIO CONSTRUCTION	INVESTMENT RISKS
To prudently invest in outstanding infrastructure and utilities companies at attractive prices that exhibit highly predictable cashflows.	The Fund aims to achieve attractive risk-adjusted returns, after fees, over the medium to long-term, while reducing the risk of permanent capital loss.	Relatively concentrated portfolio of typically 20 to 40 investments. Typical cash and cash equivalents exposure between 0 - 10%.	All investments carry risk, returns are not guaranteed and there is a risk that investors may lose money on any investment they make. The Fund's Product Disclosure Statement (PDS) sets out the significant risks relevant to the Fund. You can view the PDS at www.magellainvestmentpartners.com .

MAGELLAN INFRASTRUCTURE FUND (CURRENCY HEDGED) - ACTIVE ETF: KEY PORTFOLIO INFORMATION

TICKER	FUND SIZE	BUY/SELL SPREAD	MANAGEMENT AND PERFORMANCE FEES ¹	INCEPTION DATE
MICH	AUD \$533.9 million	Nil	1.05%, and performance fee of 10% of dual hurdle excess return [^]	19 July 2016

[^] 10.0% of the excess return of the units of the Fund above the higher of the Index Relative Hurdle (S&P Global Infrastructure Index A\$ Hedged Net Total Return) and the Absolute Return Hurdle (the yield of 10-year Australian Government Bonds). Additionally, the Performance Fees are subject to a high water mark.

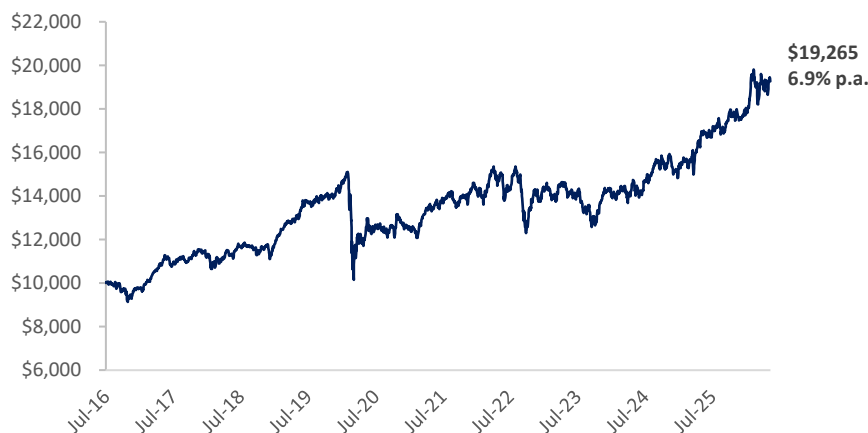
PERFORMANCE²

	1 MONTH (%)	3 MONTHS (%)	1 YEAR (%)	3 YEARS (% p.a.)	5 YEARS (% p.a.)	7 YEARS (% p.a.)	Since Inception (% p.a.)
MICH	-0.4	-2.8	13.8	11.2	7.5	5.8	6.9
S&P Global Infrastructure Index A\$ Hedged Net Total Return	-2.2	-3.5	15.1	15.0	10.7	7.9	7.7
Excess	1.8	0.7	-1.3	-3.8	-3.2	-2.1	-0.8

CALENDAR YEAR RETURNS	CYTD (%)	2025 (%)	2024 (%)	2023 (%)	2022 (%)	2021 (%)	2020 (%)	2019 (%)	2018 (%)	2017 (%)	2016 (part year)
MICH	9.2	16.3	6.5	3.7	-6.0	15.2	-11.2	25.5	-0.4	17.5	-2.8
S&P Global Infrastructure Index A\$ Hedged Net Total Return	7.6	17.2	17.6	3.4	1.3	13.7	-11.9	25.3	-6.7	14.4	-0.4
Excess	1.6	-0.9	-11.1	0.3	-7.3	1.5	0.7	0.2	6.3	3.1	-2.4

Past performance is not a reliable indicator of future performance.

PERFORMANCE CHART GROWTH OF AUD \$10,000²



Past performance is not a reliable indicator of future performance.

¹ Transaction costs may also apply – refer to the Product Disclosure Statement. All fees are inclusive of the net effect of GST.

² Calculations are based on NAV prices with distributions reinvested, after ongoing fees and expenses but excluding individual tax, member fees and entry fees (if applicable). Returns denoted in AUD.

TOP 10 HOLDINGS (ALPHABETICAL ORDER)

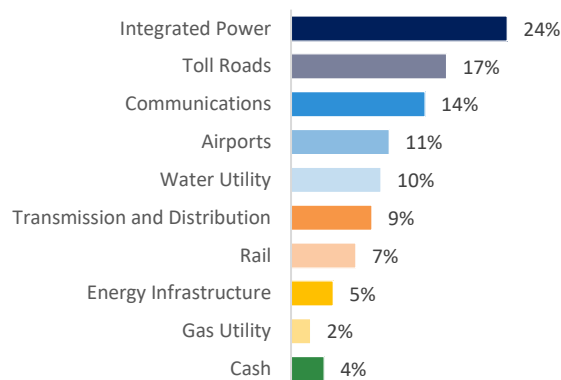
STOCK	SECTOR ³
Aena	Airports
Cellnex Telecom	Communications
CMS Energy	Integrated Power
Crown Castle	Communications
Evergy	Integrated Power
Severn Trent	Water Utility
Transurban	Toll Roads
United Utilities	Water Utility
Vinci	Toll Roads
Xcel Energy	Integrated Power

TOP CONTRIBUTORS/DETRACTORS 1 YEAR⁴

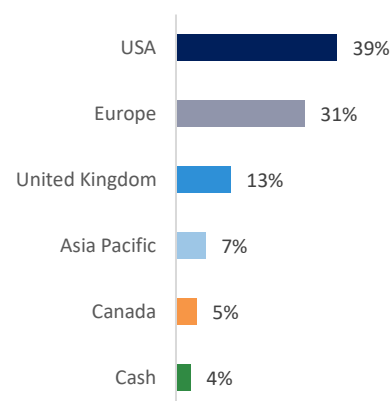
TOP 3 CONTRIBUTORS	CONTRIBUTION TO RETURN (%)
Italgas	1.7
Ferrovial	1.4
CSX	0.7

TOP 3 DETRACTORS	CONTRIBUTION TO RETURN (%)
Cellnex Telecom	-1.2
American Tower	-0.4
Crown Castle	-0.4

SECTOR EXPOSURE³



GEOGRAPHICAL EXPOSURE³



³ Sectors are internally defined. Geographical exposures are by domicile of listing. Exposures may not sum to 100% due to rounding.

⁴ Shows how much the stock has contributed to the fund's gross return for the period in AUD. Excludes non-disclosed positions established in the latest quarter.

IMPORTANT INFORMATION

Units in the fund referred to herein are issued by Magellan Asset Management Limited ABN 31 120 593 946, AFS Licence No. 304 301 trading as Magellan Investment Partners ('Magellan Investment Partners'). This material is issued by Magellan Investment Partners and has been prepared for general information purposes only and must not be construed as investment advice or as an investment recommendation. This material does not take into account your investment objectives, financial situation or particular needs. This material does not constitute an offer or inducement to engage in an investment activity nor does it form part of any offer documentation, offer or invitation to purchase, sell or subscribe for interests in any type of investment product or service. You should obtain and consider the relevant Product Disclosure Statement ('PDS') and Target Market Determination ('TMD') and consider obtaining professional investment advice tailored to your specific circumstances before making a decision about whether to acquire, or continue to hold, the relevant financial product. A copy of the relevant PDS and TMD relating to the relevant Magellan Investment Partners financial product may be obtained by calling +61 2 9235 4888 or by visiting www.magellaninvestmentpartners.com.

Past performance is not necessarily indicative of future results and no person guarantees the future performance of the fund, the amount or timing of any return from it, that asset allocations will be met, that it will be able to implement its investment strategy or that its investment objectives will be achieved. Statements contained in this material that are not historical facts are based on current expectations, estimates, projections, opinions and beliefs of Magellan Investment Partners or the third party responsible for making those statements (as relevant). Such statements involve known and unknown risks, uncertainties and other factors, and undue reliance should not be placed thereon. This material may contain 'forward-looking statements'. Actual events or results or the actual performance of a Magellan Investment Partners financial product or service may differ materially from those reflected or contemplated in such forward-looking statements. This material may include data, research and other information from third-party sources. No guarantee is made that such information is accurate, complete or timely and no warranty is given regarding results obtained from its use. No representation or warranty is made with respect to the accuracy or completeness of any of the information contained in this material. Magellan Investment Partners will not be responsible or liable for any losses arising from your use or reliance upon any part of the information contained in this material.

Further information regarding any benchmark referred to herein can be found at www.magellaninvestmentpartners.com/funds/benchmark-information. Any third-party trademarks contained herein are used for information purposes only and are the property of their respective owners. Magellan Investment Partners claims no ownership in, nor any affiliation with, such trademarks. This material and the information contained within it may not be reproduced, or disclosed, in whole or in part, without the prior written consent of Magellan Investment Partners.